

Series 3 Technician's Installation and Service Training Manual

822 with Advance Warning of Door Closure



Warning Electrical Shock Hazard

To prevent serious injury or death always ensure power is disconnected when wiring anything into the ZAP Controller.

Materials Needed

Appropriate operator for door size. (See Brochure)
822 ,16-20 awg 4 conductor cable, 16-20 awg 1 conductor cable, 115V-208-230V Red Green Traffic Light, 115V Revolving warning light, or 115V audible warning device.

Isolate the power supply before wiring any device into a ZAP Controller.

The 822 is designed to function similarly to the 82DTLM with exception of the 822 being able to provide advance warning if pending door closure.

For dock interlock function consult the Dock interlock wiring page for the 82DTLM.

For driver communication light wiring consult the driver communication light wiring page for the 82DTLM.

For interlocking 2 doors in the open position consult the Interlocking 2 ZAP Controllers in the door open position page

115V, 208-230V revolving warning light or audible warning device wiring

Ensure light or audible warning device is same voltage as the power supply provided to ZAP controller.

Wire the light or audible warning device primary wire to the red light connection on DTLM. (Figure A)

Wire the light or audible warning device common wire to the Neutral mains connection the ZAP Control board. (Figure B)

Wire the light or audible warning device ground wire to the ground connection the ZAP Control board. (Figure C)

Wire the warn terminal on the 822 (Figure A) to the start warning terminal on TB7 on the ZAP Control board. (Figure D)

Set the flash DIP Switch to Off. Set the function DIP Switch to On.

Carefully align the 82-DTLM socket connector with the 10 Pin socket connector on the main controller board and plug the 82-DTLM onto the 10 pin connector. (Figure E)

Ensure the socket connector is fully seated (Figure F)

Restore the power supply to the operator and test.




Figure A




Figure B



Figure E




Figure C



Figure F



Figure D

ZAP Series 3 Simply Logical

ZAP Controls
100 Waterloo Blvd. Anglesey Business Park, Littleworth Road, Cannock, Staffordshire, England
UK Contact 011-44-154-387-9444 sales@zap-uk.com
USA Contact 931-510-4432 sales@zap-america.com
USA Tech Support 931-510-4432 via telephone or text
Online www.zap-uk.com