

# Series 3 Technician's Installation and Service Training Manual Through Traffic Light Control Wiring



**Warning Electrical Shock Hazard**  
To prevent serious injury or death always ensure power is disconnected when wiring anything into the ZAP Controller.

## Materials Needed

Appropriate operator for door size. (See Brochure)  
82-DTLM , 16-20 awg 2 conductor cable, Red Green Traffic Light

Isolate the power supply before wiring any device into a ZAP Controller.

The 82-TLM Provides a 24V, Common, Red and Green connection. The relay for the red light will close to activate the red light when the door is any position other than fully closed. The green light relay will close when the door is the fully open position.

## 24V Traffic Light

Wire the red light wire to the red light connection on DTLM. (Figure A)

Wire the traffic light green light wire to the green light connection on DTLM. (Figure A)

Wire the traffic light common wire to the 0V connection on TB7 on the ZAP Control board. (Figure B)

Place a jumper wire between the 24V terminal on the DTLM to common terminal of the DTLM. (Figure C)

## 115V/208-230V Traffic Light

Wire the red light wire to the red light connection on DTLM. (Figure A)

Wire the traffic light green light wire to the green light connection on DTLM. (Figure A)

Wire the traffic light common wire to the Neutral mains connection the ZAP Control board. (Figure D)

Carefully align the 82-DTLM socket connector with the 10 Pin socket connector on the main controller board and plug the 82-DTLM onto the 10 pin connector. (Figure E)

Set DIP Switch 1 to OFF for red light to remain on at all times when door is not fully open. Set to On to enable light to off after 3 minutes when door is closed.

Set DIP Switch 2 to On to enable light to flash while door is moving.

Ensure the socket connector is fully seated (Figure F)

Restore the power supply to the operator and test.




Figure A




Figure B



Figure C




Figure D



Figure E



Figure F

## ZAP Series 3 Simply Logical

ZAP Controls  
100 Waterloo Blvd. Anglesey Business Park, Littleworth Road, Cannock, Staffordshire, England  
UK Contact 011-44-154-387-9444 sales@zap-uk.com  
USA Contact 931-510-4432 sales@zap-america.com  
USA Tech Support 931-510-4432 via telephone or text  
Online www.zap-uk.com